

Project: Bed Frame & Headboard

Parts

Part	Group	Description	Copies	Thickness	Length	Width	Material Type	Material
1	Back	Top long edge	1	19mm	2261mm	19mm	Lumber	Walnut
2	Back	Inside top	1	19mm	2223mm	95mm	Sheet Goods	Baltic Birch
3	Back	Front	1	19mm	2223mm	1219mm	Sheet Goods	Walnut
4	Back	Top	1	19mm	2223mm	108mm	Sheet Goods	Walnut
5	Back	Inside center edge	1	19mm	1607mm	95mm	Sheet Goods	Baltic Birch
6	Back	Tall side edge	2	19mm	1448mm	19mm	Lumber	Walnut
7	Back	Tall side	2	19mm	1448mm	108mm	Lumber	Walnut
8	Back	Inside long edge	4	19mm	1429mm	95mm	Sheet Goods	Baltic Birch
9	Back	Front extension	2	19mm	229mm	305mm	Sheet Goods	Walnut
10	Back	Top short edge	2	19mm	127mm	19mm	Lumber	Walnut
11	Bed	Side long inner	1	19mm	2045mm	311mm	Sheet Goods	Baltic Birch
12	Bed	Cap long	1	19mm	2045mm	19mm	Lumber	Walnut
13	Bed	Side long	1	19mm	2045mm	19mm	Sheet Goods	Walnut
14	Bed	End inner	1	19mm	1930mm	19mm	Sheet Goods	Baltic Birch
15	Bed	Cap end	1	19mm	1930mm	19mm	Lumber	Walnut
16	Bed	End	1	19mm	1930mm	311mm	Sheet Goods	Walnut
17	Bed	Post	4	19mm	533mm	76mm	Lumber	Walnut
18	Drawer	Top	2	19mm	746mm	83mm	Sheet Goods	Baltic Birch
19	Drawer	Front rail	4	19mm	610mm	38mm	Lumber	Walnut
20	Drawer	Outter back	2	19mm	572mm	318mm	Sheet Goods	Baltic Birch
21	Drawer	Inner back	2	19mm	572mm	108mm	Sheet Goods	Baltic Birch
22	Drawer	Bottom	2	19mm	572mm	311mm	Sheet Goods	Baltic Birch
23	Drawer	Inner case T/B	4	19mm	572mm	311mm	Sheet Goods	Walnut
24	Drawer	Shelf edge	2	19mm	533mm	19mm	Lumber	Walnut
25	Drawer	Shelf	2	19mm	533mm	292mm	Sheet Goods	Walnut
26	Drawer	Face	2	19mm	521mm	200mm	Sheet Goods	Walnut
27	Drawer	Inner front	2	19mm	508mm	162mm	Sheet Goods	Walnut
28	Drawer	Top edge	4	19mm	387mm	102mm	Lumber	Walnut
29	Drawer	Outter side	4	19mm	387mm	337mm	Sheet Goods	Walnut
30	Drawer	Outter top	2	19mm	387mm	572mm	Sheet Goods	Walnut
31	Drawer	Inner side	4	19mm	298mm	162mm	Sheet Goods	Walnut
32	Drawer	Side rail	4	19mm	279mm	38mm	Lumber	Walnut
33	Drawer	Inner case side	4	19mm	279mm	311mm	Sheet Goods	Walnut
34	Side Table	Top long edge	2	19mm	1016mm	19mm	Lumber	Walnut
35	Side Table	Top	2	19mm	978mm	318mm	Sheet Goods	Walnut
36	Side Table	Shlef	2	19mm	953mm	292mm	Sheet Goods	Walnut
37	Side Table	Lef	8	19mm	940mm	51mm	Lumber	Walnut
38	Side Table	Front horizontal rail	2	19mm	864mm	51mm	Lumber	Walnut
39	Side Table	Front horizontal rail #2	2	19mm	864mm	115mm	Lumber	Walnut
40	Side Table	Short edge	2	19mm	356mm	19mm	Lumber	Walnut
41	Side Table	Front spacer	2	19mm	127mm	51mm	Lumber	Walnut
42	Wing	Side	2	19mm	1086mm	108mm	Sheet Goods	Baltic Birch
43	Wing	Inner long	4	19mm	1086mm	89mm	Sheet Goods	Baltic Birch
44	Wing	Side edge	4	19mm	1086mm	19mm	Lumber	Walnut
45	Wing	Back	2	19mm	1086mm	768mm	Sheet Goods	Walnut
46	Wing	Side - good	2	19mm	1086mm	108mm	Sheet Goods	Walnut
47	Wing	Top long edge	2	19mm	813mm	19mm	Lumber	Walnut

Project: Bed Frame & Headboard

Part	Group	Description	Copies	Thickness	Length	Width	Material Type	Material
48	Wing	Top	2	19mm	797mm	108mm	Sheet Goods	Walnut
49	Wing	Top short edge	4	19mm	127mm	19mm	Lumber	Walnut

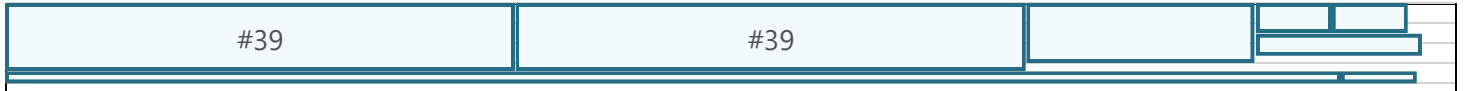
Other Items

Group	Category	Item	Description	Quantity	Notes
Bed	Hardware		Bedlock #01s02.01	1	
Blank	Finish		General Black Cherry Stain #56Z16.51	2	
Blank	Finish		Endur Varnish 1qt #56Z32.32	1	
Blank	Hardware		Titebond III 8oz	1	
Blank	Labor		Design	1	
Blank	Labor		Construction	52	
Blank	Labor		Finish	5	

Lumber - Walnut 1829mm x 140mm x 19mm

Part	Quantity	Length	Width	Group	Description
34	2	1016mm	19mm	Side Table	Top long edge

Lumber - Walnut 2438mm x 152mm x 19mm



Part	Quantity	Length	Width	Group	Description
1	1	2261mm	19mm	Back	Top long edge
28	1	387mm	102mm	Drawer	Top edge
32	1	279mm	38mm	Drawer	Side rail
39	2	864mm	115mm	Side Table	Front horizontal rail #2
41	2	127mm	51mm	Side Table	Front spacer
49	1	127mm	19mm	Wing	Top short edge

Lumber - Walnut 2438mm x 152mm x 19mm



Part	Quantity	Length	Width	Group	Description
7	1	1448mm	108mm	Back	Tall side
10	2	127mm	19mm	Back	Top short edge
19	3	610mm	38mm	Drawer	Front rail
28	2	387mm	102mm	Drawer	Top edge
32	2	279mm	38mm	Drawer	Side rail
49	3	127mm	19mm	Wing	Top short edge

Lumber - Walnut 2438mm x 152mm x 19mm




Part	Quantity	Length	Width	Group	Description
6	1	1448mm	19mm	Back	Tall side edge
7	1	1448mm	108mm	Back	Tall side
17	1	533mm	76mm	Bed	Post
19	1	610mm	38mm	Drawer	Front rail
24	1	533mm	19mm	Drawer	Shelf edge
28	1	387mm	102mm	Drawer	Top edge
32	1	279mm	38mm	Drawer	Side rail

Lumber - Walnut 2438mm x 152mm x 19mm




Part	Quantity	Length	Width	Group	Description
12	1	2045mm	19mm	Bed	Cap long
17	3	533mm	76mm	Bed	Post
24	1	533mm	19mm	Drawer	Shelf edge
37	2	940mm	51mm	Side Table	Lef
40	2	356mm	19mm	Side Table	Short edge
47	2	813mm	19mm	Wing	Top long edge

Lumber - Walnut 2438mm x 152mm x 19mm




Part	Quantity	Length	Width	Group	Description
6	1	1448mm	19mm	Back	Tall side edge
15	1	1930mm	19mm	Bed	Cap end
37	4	940mm	51mm	Side Table	Lef

Lumber - Walnut 2438mm x 152mm x 19mm



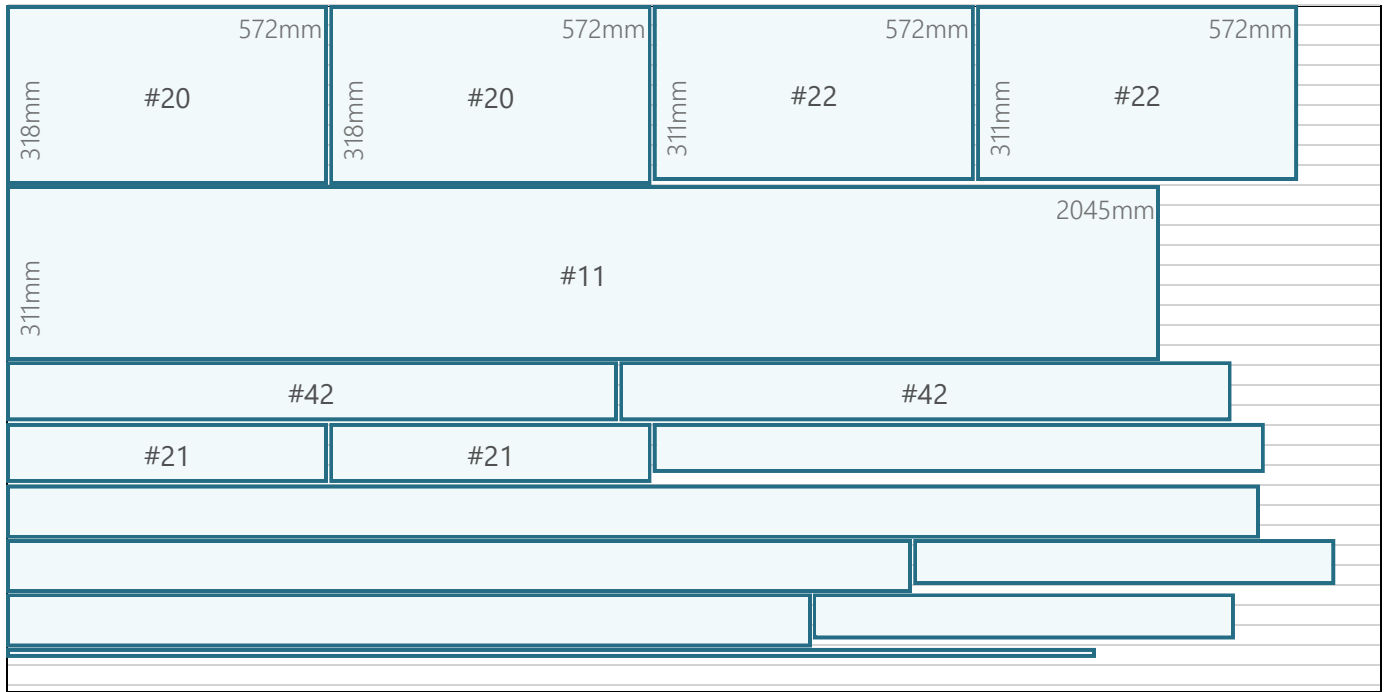
Part	Quantity	Length	Width	Group	Description
37	2	940mm	51mm	Side Table	Lef
38	2	864mm	51mm	Side Table	Front horizontal rail
44	4	1086mm	19mm	Wing	Side edge

Sheet Goods - Baltic Birch 1524mm x 1524mm x 19mm



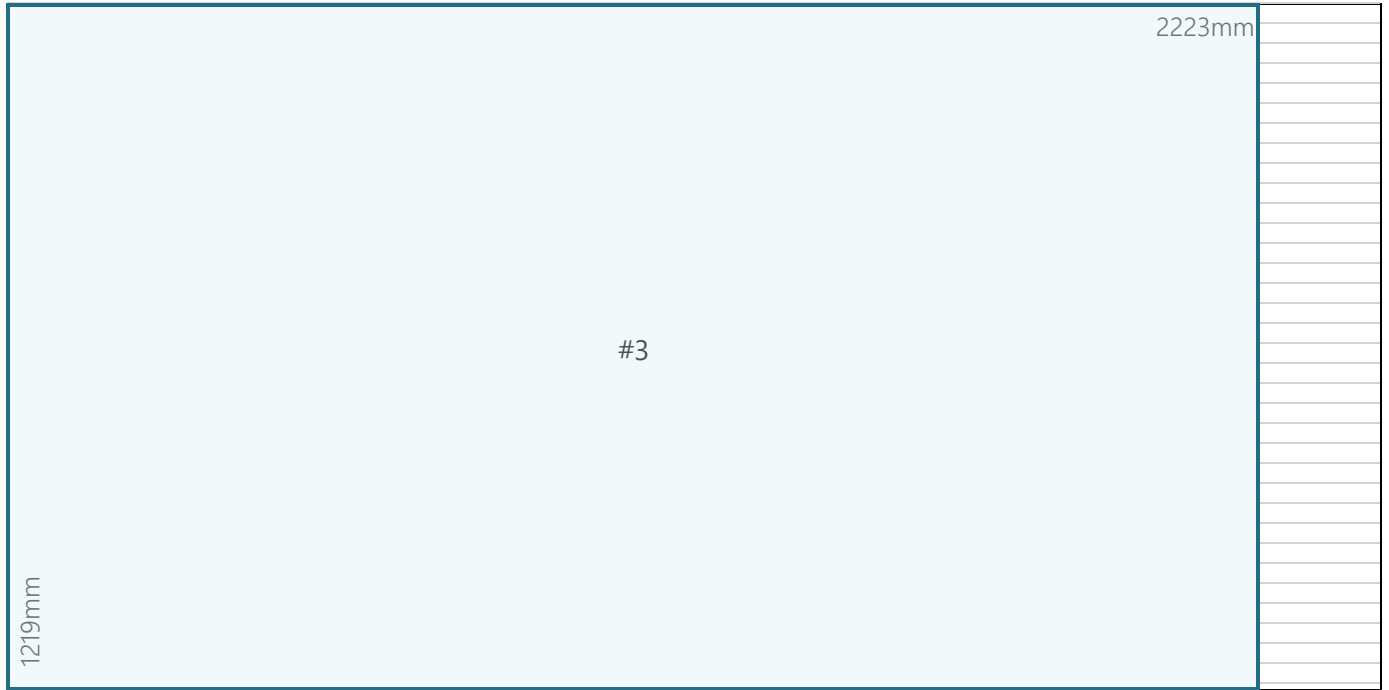
Part	Quantity	Length	Width	Group	Description
8	3	1429mm	95mm	Back	Inside long edge
43	3	1086mm	89mm	Wing	Inner long

Sheet Goods - Baltic Birch 2438mm x 1219mm x 19mm



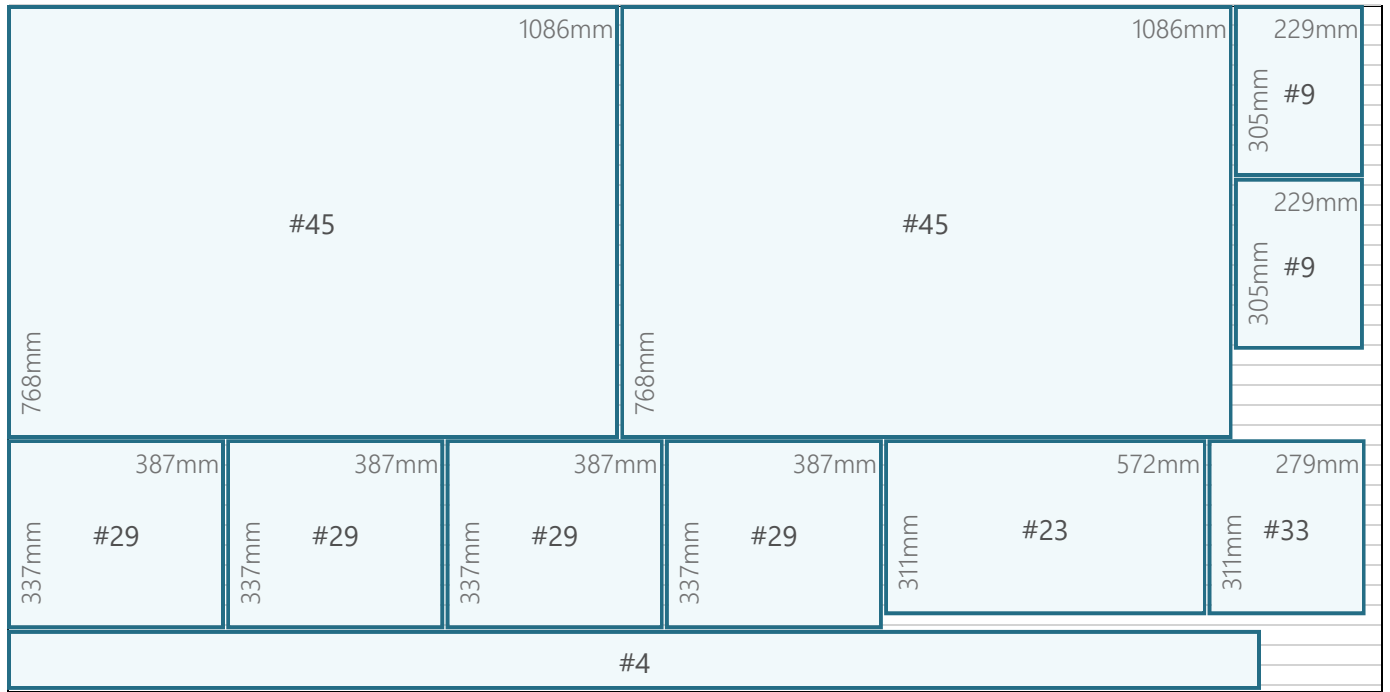
Part	Quantity	Length	Width	Group	Description
2	1	2223mm	95mm	Back	Inside top
5	1	1607mm	95mm	Back	Inside center edge
8	1	1429mm	95mm	Back	Inside long edge
11	1	2045mm	311mm	Bed	Side long innter
14	1	1930mm	19mm	Bed	End inner
18	2	746mm	83mm	Drawer	Top
20	2	572mm	318mm	Drawer	Outter back
21	2	572mm	108mm	Drawer	Inner back
22	2	572mm	311mm	Drawer	Bottom
42	2	1086mm	108mm	Wing	Side
43	1	1086mm	89mm	Wing	Inner long

Sheet Goods - Walnut 2438mm x 1219mm x 19mm



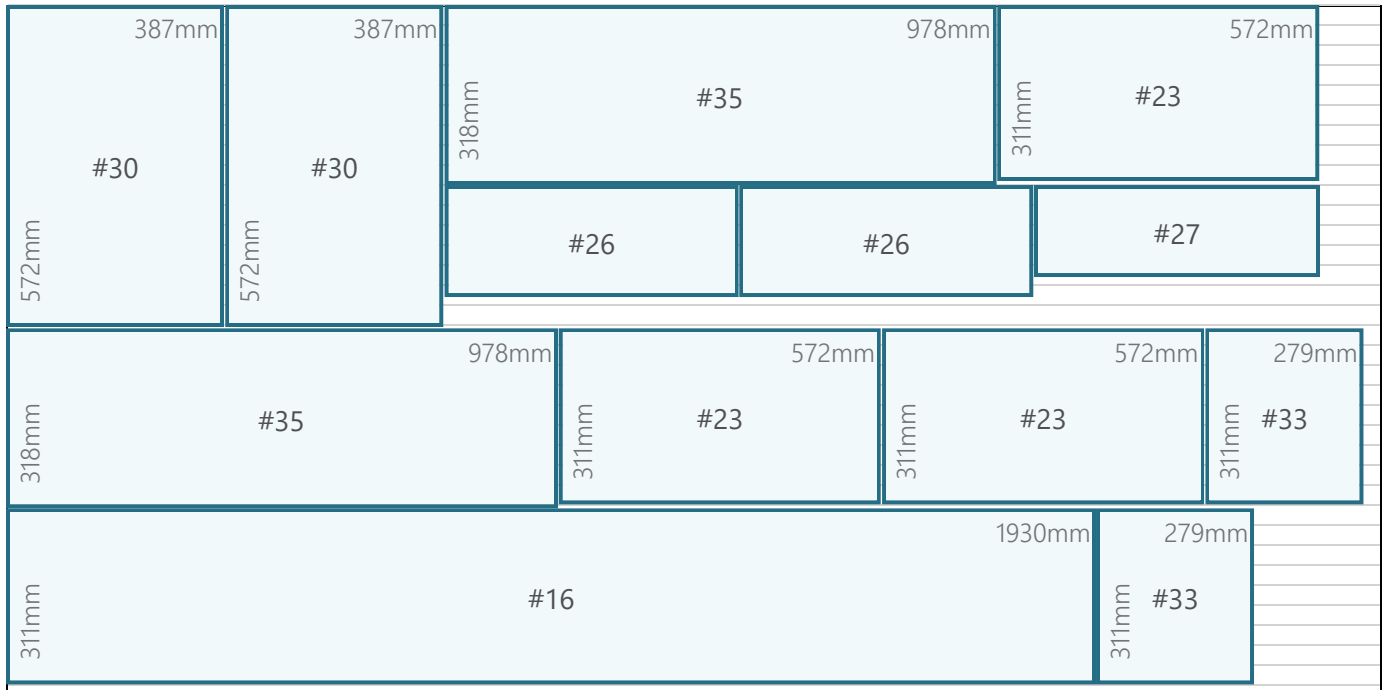
Part	Quantity	Length	Width	Group	Description
3	1	2223mm	1219mm	Back	Front

Sheet Goods - Walnut 2438mm x 1219mm x 19mm



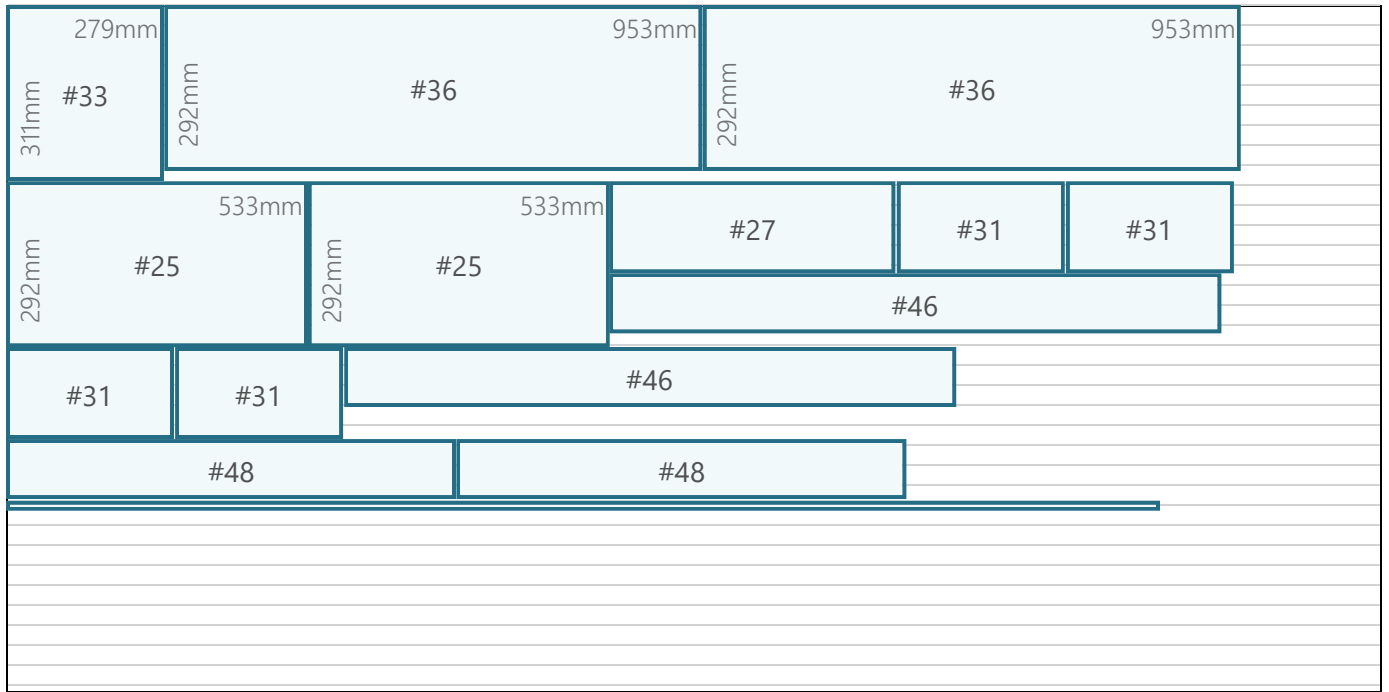
Part	Quantity	Length	Width	Group	Description
4	1	2223mm	108mm	Back	Top
9	2	229mm	305mm	Back	Front extension
23	1	572mm	311mm	Drawer	Inner case T/B
29	4	387mm	337mm	Drawer	Outter side
33	1	279mm	311mm	Drawer	Inner case side
45	2	1086mm	768mm	Wing	Back

Sheet Goods - Walnut 2438mm x 1219mm x 19mm



Part	Quantity	Length	Width	Group	Description
16	1	1930mm	311mm	Bed	End
23	3	572mm	311mm	Drawer	Inner case T/B
26	2	521mm	200mm	Drawer	Face
27	1	508mm	162mm	Drawer	Inner front
30	2	387mm	572mm	Drawer	Outter top
33	2	279mm	311mm	Drawer	Inner case side
35	2	978mm	318mm	Side Table	Top

Sheet Goods - Walnut 2438mm x 1219mm x 19mm



Part	Quantity	Length	Width	Group	Description
13	1	2045mm	19mm	Bed	Side long
25	2	533mm	292mm	Drawer	Shelf
27	1	508mm	162mm	Drawer	Inner front
31	4	298mm	162mm	Drawer	Inner side
33	1	279mm	311mm	Drawer	Inner case side
36	2	953mm	292mm	Side Table	Shlef
46	2	1086mm	108mm	Wing	Side - good
48	2	797mm	108mm	Wing	Top

Skipped Parts

The following parts are too large to fit on any item in inventory

Part	Group	Description	Copies	Thickness	Length	Width	Material Type	Material
------	-------	-------------	--------	-----------	--------	-------	---------------	----------

Summary Report

Cost Summary

Item	Amount
Lumber	\$149.52
Sheet Goods	\$719.20
Other Items	\$1,831.95
Project Total	\$2,700.67

Lumber

Material	Thickness	Length	Width	Unit Cost	Quantity	Total Cost	Vendor
Walnut	19mm	1829mm	140mm	\$16.08	1	\$16.08	K.J.P
Walnut	19mm	2438mm	152mm	\$22.24	6	\$133.44	K.J.P

Sheet Goods

Material	Thickness	Length	Width	Unit Cost	Quantity	Total Cost	Vendor
Baltic Birch	19mm	1524mm	1524mm	\$46.20	1	\$46.20	A&M
Baltic Birch	19mm	2438mm	1219mm	\$148.00	1	\$148.00	A&M
Walnut	19mm	2438mm	1219mm	\$131.25	4	\$525.00	A&M

Other Items

Category	Item	Unit Cost	Quantity	Total Cost	Vendor
Hardware	Bedlock #01s02.01	\$17.50	1	\$17.50	Lee Valley
Finish	General Black Cherry Stain #56Z16.51	\$26.50	2	\$53.00	Lee Valley
Finish	Endur Varnish 1qt #56Z32.32	\$46.50	1	\$46.50	Lee Valley
Hardware	Titebond III 8oz	\$9.95	1	\$9.95	Home Depot
Labor	Design	\$20.00	1	\$20.00	
Labor	Construction	\$30.00	52	\$1,560.00	
Labor	Finish	\$25.00	5	\$125.00	